

**PROJECT**  
FLOORS

*The perfect floor for a beautiful home.*



# Virtual Floor Studio

To help visualise your design concept, our Virtual Floor Studio allows you to take a picture of your own room and try out hundreds of design and layout options before making your final decision.

The best part... all of this can be done in the comfort of your own home using your smart phone, tablet or PC.

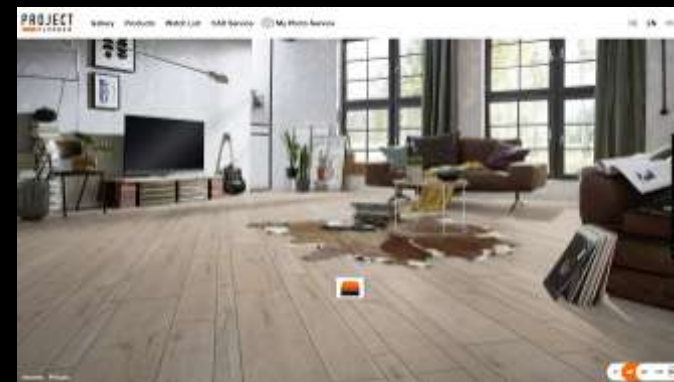
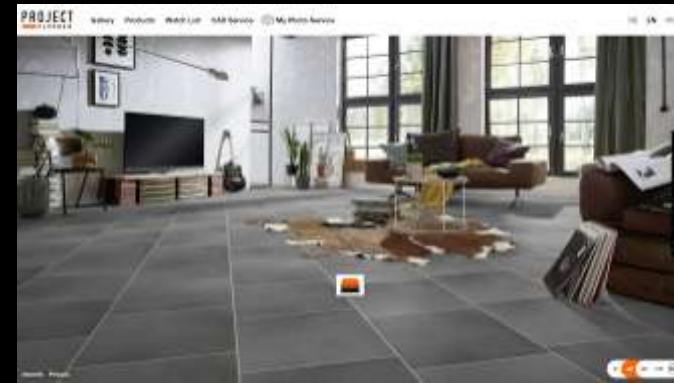
[www.project-floors.com/floorstudio](http://www.project-floors.com/floorstudio)



Scan the QR code to visit our Virtual Floor Studio

Below are some examples of how different designs and layouts can completely transform the look and feel of a room.

Your Project.  
Our Floors.



# Index of designs

## Wood Plank Collection

PW 1231	Oak	p11
PW 1246	Grey Oak	p12
PW 1250	Hand Scraped Oak	p13
PW 1255	Wyre Oak	p14
PW 1260	Whinfell Oak	p15
PW 1261	Charnwood Oak	p16
PW 1265	Aged Oak	p17
PW 1360	Frosted Pine	p18
PW 1361	Georgia Pine	p19
PW 1633	Limed Oak	p20
PW 1634	Rough Sawn Cypress	p21
PW 1905	Light Cherry	p22
PW 2002	Rustic Larch	p23
PW 2005	Exposed Oak	p24
PW 2007	Dallington Oak	p25
PW 2020	Arden Oak	p26
PW 2400	Chaletwood	p27
PW 2950	Reclaimed Stripwood	p28
PW 2960	Yukon Blockwood	p29
PW 2961	Alaskan Blockwood	p30
PW 3010	Antique Redwood	p31
PW 3020	Aged Fir	p32
PW 3021	Reclaimed Pine	p33
PW 3022	Atelier Pine	p34
PW 3045	Sun Bleached Pine	p35
PW 3055	Distressed Aged Hickory	p36
PW 3065	Rockingham Oak	p37
PW 3070	New England Whitewash	p38
PW 3085	Weathered Pine	p39
PW 3086	Dark Weathered Pine	p40
PW 3090	Symphony Oak	p41
PW 3100	Blonde Oak	p42
PW 3101	Elkington Oak	p43
PW 3115	Kinver oak	p44
PW 3120	Laurel Oak	p45
PW 3130	Castello Oak	p46
PW 3140	Gosford Oak	p47
PW 3150	Emory Oak	p48
PW 3160	Chestnut Oak	p49

## Wood Plank Collection

PW 3170	Carmen Oak	p50
PW 3180	Brooks Pine	p51
PW 3200	Arizona White Oak	p52
PW 3210	Greenwood Oak	p53
PW 3220	Rochester Oak	p54
PW 3230	Sierra Oak	p55
PW 3350	Silverleaf Oak	p56
PW 3361	Classic Oak	p57
PW 3610	Distressed Smoked Oak	p58
PW 3611	Winter Oak	p59
PW 3612	Autumn Oak	p60
PW 3810	Weathered Oak	p61
PW 3811	Ashdown Oak	p62
PW 3831	Appalachian Barnwood	p63
PW 3840	French Oak	p64
PW 3841	Glenmore Oak	p65
PW 3850	Ashclyst Oak	p66
PW 3851	Wykeham Oak	p67
PW 3860	Silver Oak	p68
PW 3870	Kielder Oak	p69

## SYNC Registered Emboss

PW 3900	Cascade Oak	p71
PW 3910	Alberta Oak	p72
PW 3911	Fraser Oak	p73
PW 3912	Aspen Oak	p74
PW 3913	Cumberland Oak	p75

## Timber Collection

PW 1255 /GL	Wyre Oak	p125
PW 1360 /GL	Frosted Pine	p123
PW 3021 /GL	Reclaimed Pine	p117
PW 3100 /GL	Blonde Oak	p119
PW 3101 /GL	Elkington Oak	p121
PW 3900 /GL	Cascade Oak	p115

# Index of designs

## Chevron Collection

PW 1250 /FP	Hand Scraped Oak	p105
PW 3066 /FP	Grande Oak	p113
PW 3100 /FP	Blonde Oak	p108
PW 3101 /FP	Elkington Oak	p111
PW 3130 /FP	Castello Oak	p106
PW 3140 /FP	Gosford Oak	p112
PW 3170 /FP	Carmen Oak	p103
PW 3200 /FP	Arizona White Oak	p107
PW 3210 /FP	Greenwood Oak	p104
PW 3220 /FP	Rochester Oak	p110
PW 3241 /FP	Ontario Oak	p102
PW 3361 /FP	Classic Oak	p109

## Herringbone Collection

PW 1250 /HB	Hand Scraped Oak	p78
PW 1255 /HB	Wyre Oak	p99
PW 1260 /HB	Whinfell Oak	p84
PW 1261 /HB	Charnwood Oak	p80
PW 1265 /HB	Aged Oak	p86
PW 1633 /HB	Limed Oak	p91
PW 1634 /HB	Rough Sawn Cypress	p95
PW 3011 /HB	Aged Rustic Oak	p92
PW 3055 /HB	Distressed Aged Hickory	p88
PW 3065 /HB	Rockingham Oak	p96
PW 3066 /HB	Grande Oak	p87
PW 3070 /HB	New England Whitewash	p85
PW 3200 /HB	Arizona White Oak	p89
PW 3210 /HB	Greenwood Oak	p82
PW 3350 /HB	Silverleaf Oak	p90
PW 3361 /HB	Classic Oak	p79
PW 3535 /HB	Australian Red Gum	p98
PW 3610 /HB	Distressed Smoked Oak	p97
PW 3611 /HB	Winter Oak	p83
PW 3612 /HB	Autumn Oak	p94
PW 3615 /HB	Sherwood Oak	p93
PW 3840 /HB	French oak	p81

## Tile Collection

AS 615	Light Sandstone	p129
SL 306	Black Slate	p130
SL 307	Silver Slate	p131
ST 710	Alabaster	p132
ST 720	Coral Stone	p133
ST 721	Grey Limestone	p134
ST 760	Welsh Granite	p135
ST 761	Highland Granite	p136
ST 775	Brampton	p137
ST 776	Tiverton	p138
ST 790	Hereford	p139
ST 791	Helston	p140
ST 900	Marlborough	p141
ST 920	Carlton	p142
ST 940	Buckingham	p143
ST 941	Hampstead	p144
ST 950	Hampton	p145
ST 960	Carisbrooke	p146
ST 970	Helmsley	p148
TR 420	Langley	p148
TR 556	Greystone Tread	p150
TR 557	Fogbank Tread	p151
TR 715	Ivory Travertine	p152
TV 800	Gloucester	p153

## Cottage Collection

RT 111 /CP	Honey Limestone	p127
RT 119 /CP	Taupe Limestone	p127
RT 306 /CP	Black Slate	p127
RT 307 /CP	Silver Slate	p127
RT 513 /CP	Cream Limestone	p127





### Wood Plank Collection

A comprehensive selection of full size wood planks in a variety of designs and colours

Page 10



### Herringbone Collection

Classic parquet sized planks to create the perfect herringbone design

Page 76



### Timber Collection

Multi width planks with our unique *grout line bevel* for an authentic aged, rustic floorboard effect

Page 114



### Tile Collection

A contemporary selection of ceramic, slate and stone tiles in a variety of sizes

Page 128



### SYNC Registered Emboss

Our most detailed designs with incredibly authentic and realistic surface embossing

Page 70



### Chevron Collection

French parquet planks for a stylish Chevron designer floor

Page 100



### Cottage Collection

A selection of slate and sandstone designs in a multi size random tile format

Page 126



### Design Strips

Customise your new floor with our Feature Strips and Design Strips

Page 154



### *The perfect floor for a beautiful home*

PROJECT FLOORS beautiful design flooring collection is a selection of traditional and contemporary flooring designs, specially selected to provide a timeless finish to any room.

Our luxury vinyl tile floor coverings provide the look of a real wood, stone, slate or ceramic floor coupled with the durability and ease of maintenance of a vinyl floor.

Due to the carefully selected surface textures and realistic acoustics, our floors deliver a truly authentic experience.

### *floors@home | floors@work*

Each unique design in our UK wood plank and tile collections is available in both residential and commercial qualities, providing you with a beautiful flooring option... wherever the location.

### *Advantages*

Our floors are not limited to certain rooms. Because they are resistant to moisture and humidity they will not swell, crack or break. Whether it's tiles in the kitchen or a rustic wood floor in the bathroom, it's no problem at all.

Our floors are fully compatible with under floor heating so nobody has to get cold feet when winter comes. They are also easy to maintain and cost effective to clean.

### *Peace of mind*

PROJECT FLOORS were the first luxury vinyl tile supplier in Europe not to use phthalate plasticizers in the manufacturing of its entire floor coverings range. Our products use the safe alternative Hexamoll® DINCH®, developed by BASF for use in vinyl applications involving close human contact.

All of our floors are certified Gold standard for indoor air comfort by the *eurofins* testing agency.

### *Sustainability*

All raw materials used in our products, including all recycled content, have full traceability. Please see page 152 of this brochure for details of our CO2 compensation initiatives.





Wood Plank Collection



Oak - PW 1231

size: 914 x 102mm (36" x 4")





Grey Oak - PW 1246

size: 1219 x 183mm (48" x 7.2")



Hand Scraped Oak - PW 1250

size: 1219 x 183mm (48" x 7.2")





Wyre Oak - PW 1255

size: 1219 x 183mm (48" x 7.2")



Whinfell Oak - PW 1260



size: 1219 x 183mm (48" x 7.2")







Charnwood Oak - PW 1261

size: 1219 x 183mm (48" x 7.2")



Aged Oak - PW 1265

size: 1219 x 183mm (48" x 7.2")







Frosted Pine - PW 1360

size: 1219 x 183mm (48" x 7.2")



Georgia Pine - PW 1361

size: 1219 x 183mm (48" x 7.2")





Limed Oak - PW 1633

size: 914 x 102mm (36" x 4")



Rough Sawn Cypress - PW 1634

size: 914 x 152mm (36" x 6")







Light Cherry - PW 1905

size: 914 x 102mm (36" x 4")



Rustic Larch - PW 2002

size: 914 x 152mm (36" x 6")







Exposed Oak - PW 2005

size: 1219 x 183mm (48" x 7.2")



Dallington Oak - PW 2007

size: 1219 x 183mm (48" x 7.2")





Arden Oak - PW 2020

size: 1219 x 183mm (48" x 7.2")



Chaletwood - PW 2400

with Design Strips 0308 3mm  
size: 914 x 228mm (36" x 9")





Reclaimed Stripwood - PW 2950

size: 914 x 152mm (36" x 6")



Yukon Blockwood - PW 2960

size: 1219 x 183mm (48" x 7.2")







Alaskan Blockwood - PW 2961

size: 1219 x 183mm (48" x 7.2")



Antique Redwood - PW 3010

size: 1219 x 183mm (48" x 7.2")







Aged Fir - PW 3020

size: 914 x 152mm (36" x 6")



Reclaimed Pine - PW 3021

size: 1219 x 183mm (48" x 7.2")





Atelier Pine - PW 3022

size: 1219 x 183mm (48" x 7.2")



Sun Bleached Pine - PW 3045

size: 1219 x 183mm (48" x 7.2")





Distressed Aged Hickory - PW 3055

size: 914 x 152mm (36" x 6")



Rockingham Oak - PW 3065

size: 1219 x 183mm (48" x 7.2")





New England Whitewash - PW 3070

size: 1219 x 183mm (48" x 7.2")



Weathered Pine - PW 3085

size: 1219 x 183mm (48" x 7.2")





Dark Weathered Pine - PW 3086

size: 1219 x 183mm (48" x 7.2")



Symphony Oak - PW 3090

size: 1219 x 183mm (48" x 7.2")







Blonde Oak - PW 3100

size: 1219 x 183mm (48" x 7.2")



Elkington Oak - PW 3101

size: 1219 x 183mm (48" x 7.2")





Kinver Oak - PW 3115

size: 1219 x 183mm (48" x 7.2")



Laurel Oak - PW 3120



size: 1219 x 183mm (48" x 7.2")







Castello Oak - PW 3130

size: 1219 x 183mm (48" x 7.2")



Gosford Oak - PW 3140

size: 1219 x 183mm (48" x 7.2")





Emory Oak - PW 3150

size: 1219 x 183mm (48" x 7.2")



Chestnut Oak - PW 3160

size: 1219 x 183mm (48" x 7.2")





Carmen Oak - PW 3170

size: 1219 x 183mm (48" x 7.2")



Brooks Pine - PW 3180

size: 1219 x 183mm (48" x 7.2")








Arizona White Oak - PW 3200

size: 1219 x 228mm (48" x 9")



Greenwood Oak - PW 3210

size: 1219 x 228mm (48" x 9")





Rochester Oak - PW 3220

size: 1219 x 183mm (48" x 7.2")



Sierra Oak - PW 3230

size: 1219 x 228mm (48" x 9")





Silverleaf Oak - PW 3350

size: 1219 x 183mm (48" x 7.2")



Classic Oak - PW 3361

size: 1219 x 183mm (48" x 7.2")





Distressed Smoked Oak - PW 3610

size: 1219 x 183mm (48" x 7.2")



Winter Oak - PW 3611

size: 1219 x 183mm (48" x 7.2")





Autumn Oak - PW 3612

size: 1219 x 183mm (48" x 7.2")



Weathered Oak - PW 3810


size: 1219 x 228mm (48" x 9")





Ashdown Oak - PW 3811

size: 1219 x 228mm (48" x 9")



Appalachian Barnwood - PW 3831

size: 1219 x 228mm (48" x 9")





French Oak - PW 3840

size: 1219 x 228mm (48" x 9")



Glenmore Oak - PW 3841

size: 1219 x 228mm (48" x 9")





Ashclyst Oak - PW 3850

size: 1219 x 228mm (48" x 9")



Wykeham Oak - PW 3851

size: 1219 x 228mm (48" x 9")





Silver Oak - PW 3860



size: 1219 x 228mm (48" x 9")



Kielder Oak - PW 3870

size: 1219 x 228mm (48" x 9")





Our selection of SYNC Registered Emboss designs contain the most detailed surface textures in our range.

The incredibly intricate wood grain embossing makes these gorgeous planks almost impossible to distinguish from a real wood floor.



Cascade Oak - PW 3900 p71



Alberta Oak - PW 3910 p72



Fraser Oak - PW 3911 p73



Aspen Oak - PW 3912 p74



Cumberland Oak - PW 3913 p75



Fraser Oak



SYNC Cascade Oak - PW 3900

size: 1219 x 183mm (48" x 7.2")





**SYNC** Alberta Oak - PW 3910

size: 1219 x 228mm (48" x 9")



**SYNC** Fraser Oak - PW 3911

size: 1219 x 228mm (48" x 9")





**SYNC** Aspen Oak - PW 3912

size: 1219 x 228mm (48" x 9")



**SYNC** Cumberland Oak - PW 3913

size: 1219 x 228mm (48" x 9")



# Herringbone Collection

The origins of the herringbone pattern can be traced as far back as ancient Egypt and the Roman Empire.

The design enjoyed a renaissance in France throughout the 16th, 17th and 18th centuries and first became popular in Britain during the 1930's.


This classic design format has endured millennia and is just as popular today as it has ever been.






















PROJECT FLOORS collection of classic and contemporary parquet designs have been specially chosen to provide a timeless and elegant finish to any room.

Due to the carefully selected surface textures and incredible attention to detail, our Herringbone Collection creates a truly authentic parquet floor effect and is suitable for most rooms in the home, including kitchens and bathrooms.

Each design in our Herringbone Collection is also available in a matching full size plank format.

Our standard size Herringbone planks are: 457 x 76mm (18" x 3")



 Wyre Oak - PW 1255/HB p99	 Whinell Oak - PW 1260/HB p84	 Charnwood Oak - PW 1261/HB p80
 Aged Oak - PW 1265/HB p86	 Limed Oak - PW 1633/HB p91	 Rough Sawn Cypress - PW 1634/HB p95
 Aged Rustic Oak - PW 3011/HB p92	 Distressed Aged Hickory - PW 3055/HB p88	 Rockingham Oak - PW 3065/HB p96
 Grande Oak - PW 3066/HB p87	 New England Whitewash - PW 3070/HB p85	 Arizona White Oak - PW 3200/HB p89
 Greenwood Oak - PW 3210/HB p82	 Silverleaf Oak - PW 3350/HB p90	 Classic Oak - PW 3361/HB p79
 Australian Red Gum - PW 3535/HB p98	 Distressed Smoked Oak - PW 3610/HB p97	 Winter Oak - PW 3611/HB p83
 Autumn Oak - PW 3612/HB p94	 Sherwood Oak - PW 3615/HB p93	 French Oak - PW 3840/HB p81

## HB & HBL

Our Herringbone planks are now available in two size formats:

22 designs are available in our standard Herringbone planks: 457 x 76mm (18" x 3")

10 designs are available in our large Herringbone planks: 610 x 102mm (24" x 4")

Don't forget, all of our Herringbone designs are also available in a matching full size plank



 Wyre Oak - PW 1255/HBL p99
 Charnwood Oak - PW 1261/HBL p80
 Aged Oak - PW 1265/HBL p86
 Limed Oak - PW 1633/HBL p91
 Rockingham Oak - PW 3065/HBL p96
 Grande Oak - PW 3066/HBL p87
 Silverleaf Oak - PW 3350/HBL p90
 Australian Red Gum - PW 3535/HBL p98
 Distressed Smoked Oak - PW 3610/HBL p97
 French Oak - PW 3840/HBL p81



Herringbone Standard

Aged Oak - PW 1265/HB



Herringbone Large

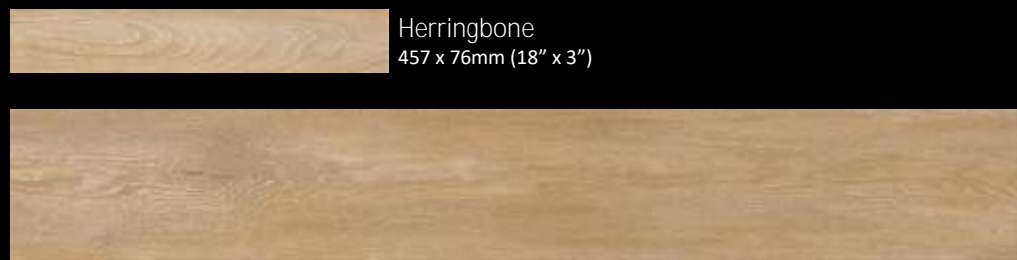
Aged Oak - PW 1265/HBL







Hand Scraped Oak - PW 1250/HB



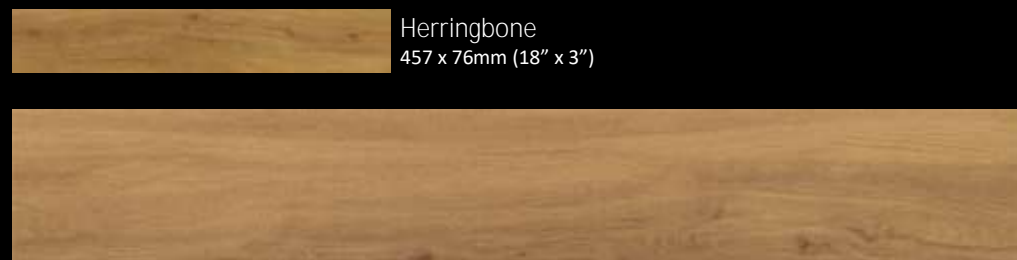
Herringbone  
457 x 76mm (18" x 3")

Full Sized Plank  
1219 x 183mm (48" x 7.2")

Hand Scraped Oak  
is available in  
2 size formats



Classic Oak - PW 3361/HB



Herringbone  
457 x 76mm (18" x 3")

Full Sized Plank  
1219 x 183mm (48" x 7.2")

Classic Oak  
is available in  
2 size formats





Charnwood Oak - PW 1261/HB

Herringbone  
457 x 76mm (18" x 3")

Herringbone Large  
610 x 102mm (24" x 4")

Full Sized Plank  
1219 x 183mm (48" x 7.2")

Charnwood Oak is available in 3 size formats



French Oak - PW 3840/HB

Herringbone  
457 x 76mm (18" x 3")

Herringbone Large  
610 x 102mm (24" x 4")


Full Sized Plank  
1219 x 228mm (48" x 9")

French Oak is available in 3 size formats





Greenwood Oak - PW 3210/HB




Herringbone  
457 x 76mm (18" x 3")

Full Sized Plank  
1219 x 228mm (48" x 9")

Greenwood Oak  
is available in  
2 size formats



Winter Oak - PW 3611/HB



Herringbone  
457 x 76mm (18" x 3")

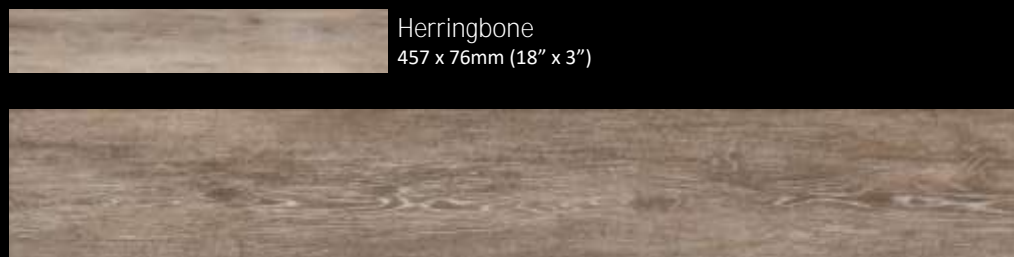
Full Sized Plank  
1219 x 183mm (48" x 7.2")

Winter Oak  
is available in  
2 size formats





Whinfell Oak - PW 1260/HB



Herringbone  
457 x 76mm (18" x 3")

Full Sized Plank  
1219 x 183mm (48" x 7.2")

Whinfell Oak is available in 2 size formats



New England Whitewash - PW 3070/HB



Herringbone  
457 x 76mm (18" x 3")

Full Sized Plank  
1219 x 183mm (48" x 7.2")

New England Whitewash is available in 2 size formats





Aged Oak - PW 1265/HBL



Herringbone  
457 x 76mm (18" x 3")



Herringbone Large  
610 x 102mm (24" x 4")



Full Sized Plank  
1219 x 183mm (48" x 7.2")

Aged Oak  
is available in  
3 size formats




Grande Oak - PW 3066/HB



Herringbone  
457 x 76mm (18" x 3")



Herringbone Large  
610 x 102mm (24" x 4")



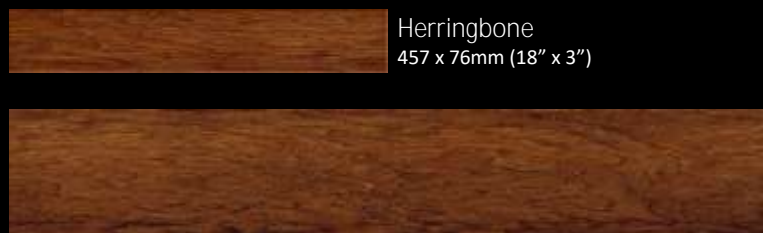
Full Sized Plank  
1219 x 183mm (48" x 7.2")

Grande Oak  
is available in  
3 size formats





Distressed Aged Hickory - PW 3055/HB



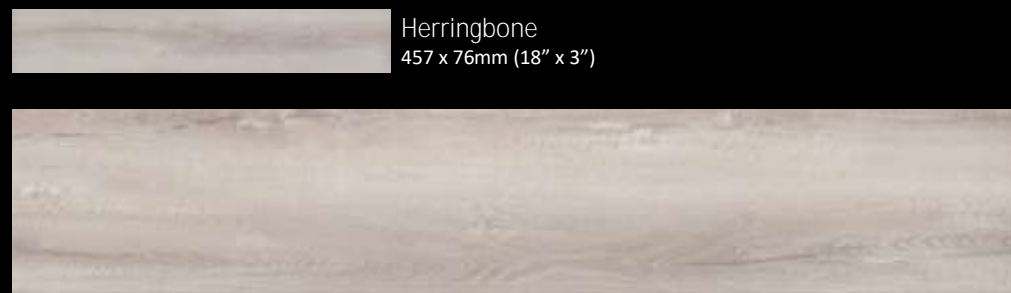
Herringbone  
457 x 76mm (18" x 3")

Full Sized Plank  
914 x 152mm (36" x 6")

Distressed Aged Hickory  
is available in 2 size formats



Arizona White Oak - PW 3200/HB



Herringbone  
457 x 76mm (18" x 3")

Full Sized Plank  
1219 x 228mm (48" x 9")

Arizona White Oak  
is available in  
2 size formats





Silverleaf Oak - PW 3350/HBL



Herringbone  
457 x 76mm (18" x 3")



Herringbone Large  
610 x 102mm (24" x 4")



Full Sized Plank  
1219 x 183mm (48" x 7.2")

Silverleaf Oak  
is available in  
3 size formats



Limed Oak - PW 1633/HBL



Herringbone  
457 x 76mm (18" x 3")



Herringbone Large  
610 x 102mm (24" x 4")



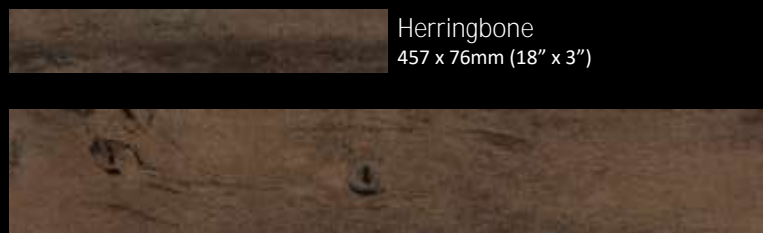
Full Sized Plank  
914 x 102mm (36" x 4")

Limed Oak  
is available in  
3 size formats





Aged Rustic Oak - PW 3011/HB



Herringbone  
457 x 76mm (18" x 3")

Full Sized Plank  
914 x 152mm (36" x 6")

Aged Rustic Oak  
is available in  
2 size formats



Sherwood Oak - PW 3615/HB



Herringbone  
457 x 76mm (18" x 3")

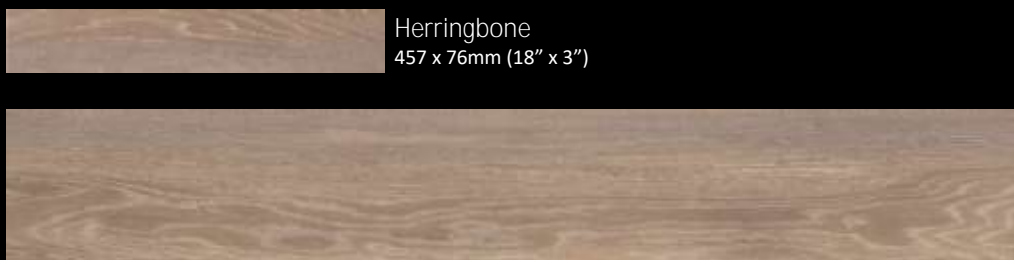
Full Sized Plank  
1219 x 183mm (48" x 7.2")

Sherwood Oak  
is available in  
2 size formats





Autumn Oak - PW 3612/HB



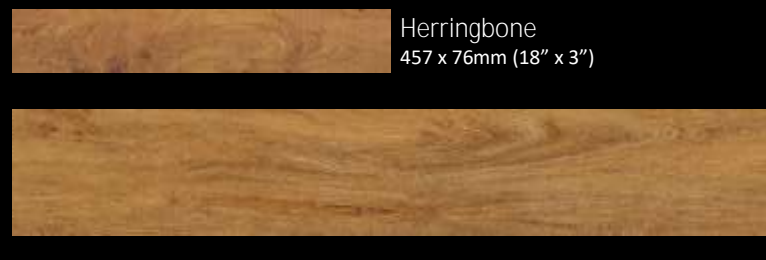
Herringbone  
457 x 76mm (18" x 3")

Full Sized Plank  
1219 x 183mm (48" x 7.2")

Autumn Oak is available in 2 size formats



Rough Sawn Cypress - PW 1634/HB



Herringbone  
457 x 76mm (18" x 3")

Full Sized Plank  
914 x 152mm (36" x 6")

Rough Sawn Cypress is available in 2 size formats





Rockingham Oak - PW 3065/HB



Herringbone  
457 x 76mm (18" x 3")



Herringbone Large  
610 x 102mm (24" x 4")



Full Sized Plank  
1219 x 183mm (48" x 7.2")

Rockingham Oak  
is available in  
3 size formats



Distressed Smoked Oak - PW 3610/HB



Herringbone  
457 x 76mm (18" x 3")



Herringbone Large  
610 x 102mm (24" x 4")



Full Sized Plank  
1219 x 183mm (48" x 7.2")

Distressed Smoked Oak  
is available in  
3 size formats





Australian Red Gum - PW 3535/HB



Herringbone  
457 x 76mm (18" x 3")



Herringbone Large  
610 x 102mm (24" x 4")




Full Sized Plank  
1219 x 183mm (48" x 7.2")

Australian Red Gum  
is available in  
3 size formats



Wyre Oak - PW 1255/HBL



Herringbone  
457 x 76mm (18" x 3")




Herringbone Large  
610 x 102mm (24" x 4")



Full Sized Plank  
1219 x 183mm (48" x 7.2")

Wyre Oak  
is available in  
3 size formats





Hand Scraped Oak - PW 1250/FP p105  
Chevron Plank: 457 x 102mm (18" x 4")  
Full Sized Plank: 1219 x 183mm (48" x 7.2")



Blonde Oak - PW 3100/FP p108  
Chevron Plank: 457 x 102mm (18" x 4")  
Full Sized Plank: 1219 x 183mm (48" x 7.2")



Castello Oak - PW 3130/FP p106  
Chevron Plank: 457 x 102mm (18" x 4")  
Full Sized Plank: 1219 x 183mm (48" x 7.2")




Carmen Oak - PW 3170/FP p103  
Chevron Plank: 457 x 102mm (18" x 4")  
Full Sized Plank: 1219 x 183mm (48" x 7.2")




Greenwood Oak - PW 3210/FP p104  
Chevron Plank: 457 x 102mm (18" x 4")  
Full Sized Plank: 1219 x 228mm (48" x 9")




Ontario Oak - PW 3241/FP p102  
Chevron Plank: 457 x 102mm (18" x 4")  
Full Sized Plank: 1219 x 183mm (48" x 7.2")



Grande Oak - PW 3066/FP p113  
Chevron Plank: 457 x 102mm (18" x 4")  
Full Sized Plank: 1219 x 183mm (48" x 7.2")



Elkington Oak - PW 3101/FP p111  
Chevron Plank: 457 x 102mm (18" x 4")  
Full Sized Plank: 1219 x 183mm (48" x 7.2")




Gosford Oak - PW 3140/FP p112  
Chevron Plank: 457 x 102mm (18" x 4")  
Full Sized Plank: 1219 x 183mm (48" x 7.2")



Arizona White Oak - PW 3200/FP p107  
Chevron Plank: 457 x 102mm (18" x 4")  
Full Sized Plank: 1219 x 228mm (48" x 9")



Rochester Oak - PW 3220/FP p110  
Chevron Plank: 457 x 102mm (18" x 4")  
Full Sized Plank: 1219 x 183mm (48" x 7.2")



Classic Oak - PW 3361/FP p109  
Chevron Plank: 457 x 102mm (18" x 4")  
Full Sized Plank: 1219 x 183mm (48" x 7.2")

## Chevron Collection

Chevron is a classic French Parquet design that provides an elegance reminiscent of the grand homes of the 17th century

This stylish hardwood format has now been faithfully reproduced by PROJECT FLOORS in our beautiful Chevron Collection.

Each plank is manufactured in the special size of 457 x 102mm with the ends cut at a 60 degree angle to achieve the classic Chevron look.

The Chevron Collection is suitable for every room in the home, including kitchens and bathrooms, as well as for the majority of commercial locations.

Matching full sized planks are also available for each design in the range.



Greenwood Oak - PW 3210/FP





Ontario Oak - PW 3241/FP



Chevron  
457 x 102mm (18" x 4")



Full Sized Plank  
1219 x 183mm (48" x 7.2")


Ontario Oak  
is available with a  
matching full size plank



Carmen Oak - PW 3170/FP



Chevron  
457 x 102mm (18" x 4")



Full Sized Plank  
1219 x 183mm (48" x 7.2")

Carmen Oak  
is available with a  
matching full size plank





Greenwood Oak - PW 3210/FP



Chevron  
457 x 102mm (18" x 4")




Full Sized Plank  
1219 x 228mm (48" x 9")

Greenwood Oak  
is available with a  
matching full size plank



Hand Scraped Oak - PW 1250/FP



Chevron  
457 x 102mm (18" x 4")



Full Sized Plank  
1219 x 183mm (48" x 7.2")

Hand Scraped Oak  
is available with a  
matching full size plank






Castello Oak - PW 3130/FP



Chevron  
457 x 102mm (18" x 4")



Full Sized Plank  
1219 x 183mm (48" x 7.2")

Castello Oak  
is available with a  
matching full size plank



Arizona White Oak - PW 3200/FP



Chevron  
457 x 102mm (18" x 4")



Full Sized Plank  
1219 x 228mm (48" x 9")

Arizona White Oak  
is available with a  
matching full size plank





Blonde Oak - PW 3100/FP



Chevron  
457 x 102mm (18" x 4")



Full Sized Plank  
1219 x 183mm (48" x 7.2")

Blonde Oak  
is available with a  
matching full size plank



Classic Oak - PW 3361/FP



Chevron  
457 x 102mm (18" x 4")



Full Sized Plank  
1219 x 183mm (48" x 7.2")

Classic Oak  
is available with a  
matching full size plank






Rochester Oak - PW 3220/FP



Chevron  
457 x 102mm (18" x 4")




Full Sized Plank  
1219 x 183mm (48" x 7.2")

Rochester Oak  
is available with a  
matching full size plank



Elkington Oak - PW 3101/FP



Chevron  
457 x 102mm (18" x 4")



Full Sized Plank  
1219 x 183mm (48" x 7.2")

Elkington Oak  
is available with a  
matching full size plank





Gosford Oak - PW 3140/FP



Chevron  
457 x 102mm (18" x 4")




Full Sized Plank  
1219 x 183mm (48" x 7.2")


Gosford Oak  
is available with a  
matching full size plank



Grande Oak - PW 3066/FP



Chevron  
457 x 102mm (18" x 4")



Full Sized Plank  
1219 x 183mm (48" x 7.2")

Grande Oak  
is available with a  
matching full size plank



# Timber Collection

PROJECT FLOORS Timber Collection utilises our unique Grout Line Bevel technique to create an incredibly authentic, rustic floorboard effect. The deep, angled bevel creates an effect never before seen in Luxury Vinyl Tiles, replicating the look of naturally aged floorboards.

The look is completed by the use of 3 different width planks, 76mm, 152mm & 228mm to create a truly random effect.

The Timber Collection is suitable for every room in the home, including kitchens and bathrooms, as well as for the majority of commercial locations.



Wyre Oak - PW 1255/GL p125  
Timber Collection: 1219 x 76, 152 & 228mm  
Standard Plank: 1219 x 183mm



Frosted Pine - PW 1360/GL p123  
Timber Collection: 1219 x 76, 152 & 228mm  
Standard Plank: 1219 x 183mm



Reclaimed Pine - PW 3021/GL p117  
Timber Collection: 1219 x 76, 152 & 228mm  
Standard Plank: 1219 x 183mm



Blonde Oak - PW 3100/GL p119  
Timber Collection: 1219 x 76, 152 & 228mm  
Standard Plank: 1219 x 183mm



Elkington Oak - PW 3101/GL p121  
Timber Collection: 1219 x 76, 152 & 228mm  
Standard Plank: 1219 x 183mm



Cascade Oak - PW 3900/GL p115  
Timber Collection: 1219 x 76, 152 & 228mm  
Standard Plank: 1219 x 183mm



Cascade Oak



Cascade Oak

PW 3900/GL







Reclaimed Pine

PW 3021/GL








Blonde Oak

PW 3100/GL







Elkington Oak

PW 3101/GL







Frosted Pine

PW 1360/GL







Wyre Oak

PW 1255/GL





# Cottage Collection



Cream Limestone RT 513 CP

The traditional slate and sandstone designs in our multi size, random tile format are sure to add character and warmth to any room

For full details please consult our Cottage Collection brochure

Samples are available upon request



Taupe Limestone RT 119 CP



Silver Slate RT 307 CP



Honey Limestone RT 111 CP



Black Slate RT 306 CP



Cream Limestone RT 513 CP



Black Slate RT 306 CP



Taupe Limestone RT 119 CP





Light Sandstone - AS 615

with Design Strips 0557 3mm  
size: 610 x 305 (24" x 12")





Black Slate - SL 306

with Silver Feature Strips  
size: 457 x 305 (18" x 12")



Silver Slate - SL 307

with Silver Feature Strips  
size: 457 x 305 (18" x 12")





Alabaster - ST 710

size: 457 x 457 (18" x 18")



Coral Stone - ST 720

with Design Strips 0557 3mm  
size: 457 x 457 (18" x 18")





Grey Limestone - ST 721

with Design Strips 0615 3mm  
size: 457 x 457 (18" x 18")



Welsh Granite - ST 760

with black Feature Strips  
size: 610 x 305 (24" x 12")





Highland Granite - ST 761

with silver Feature Strips  
size: 610 x 305 (24" x 12")



Brampton - ST 775

with black Feature Strips  
size: 610 x 305 (24" x 12")





Tiverton - ST 776

size: 610 x 305 (24" x 12")



Hereford - ST 790

with black Feature Strips  
size: 610 x 305 (24" x 12")






Helston - ST 791

with silver Feature Strips  
size: 610 x 305 (24" x 12")



Marlborough - ST 900

with Design Strips 0557 3mm  
size: 600 x 600 (23.5" x 23.5")







Carlton - ST 920

shown with Black Feature Strips  
size: 600 x 600 (23.5" x 23.5")



Buckingham - ST 940

size: 600 x 600 (23.5" x 23.5")





Hampstead - ST 941

with Design Strips 0940 3mm  
size: 600 x 600 (23.5" x 23.5")



Hampton - ST 950

size: 600 x 600 (23.5" x 23.5")





Carisbrooke - ST 960

with Design Strips 0557 3mm  
size: 600 x 600 (23.5" x 23.5")





Helmsley - ST 970

with Design Strips 0557 3mm  
size: 600 x 600 (23.5" x 23.5")



Langley - TR 420

size: : 457 x 457 (18" x 18")





Greystone Tread - TR 556

with Design Strips 0557 3mm  
size: 457 x 457 (18" x 18")



Fogbank Tread - TR 557

size: : 457 x 457 (18" x 18")





Ivory Travertine - TR 715

with Design Strips 0557 3mm  
size: 914 x 457 (36" x 18")



Gloucester - TV 800

with Chocolate Brown Feature Strips  
size: 610 x 305 (24" x 12")



## Feature Strips & Design Strips

Make your floor totally unique with our selection of feature and design strips. The different accents created by these strips can change the whole look of your floor.



Shown above without Feature or Design Strips



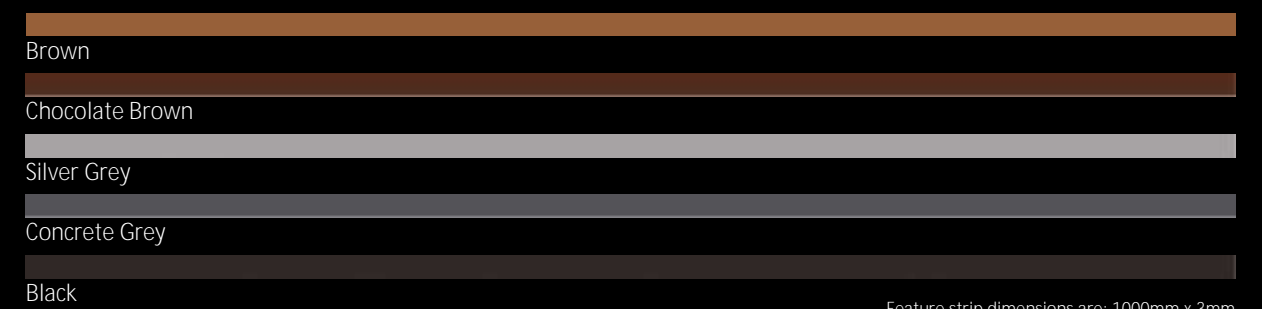
Shown above with light coloured design strips



Shown above with dark coloured design strips

## Feature Strips

Solid coloured Feature Strips can be used to create a natural grout line effect between tiles.



Feature strip dimensions are: 1000mm x 3mm

## Design Strips

Design Strips provide further design options and can be used as grout lines between tiles, as part of a stunning border design or to create a ships decking effect between planks. They are available in 3mm & 5mm widths.



5mm wide Design Strip

Design Strip dimensions are: 914mm x 3mm / 914mm x 5mm



## Indoor Air Climate

PROJECT FLOORS floor coverings are regularly and repeatedly tested for emissions to avoid influence on the indoor climate in commercial and residential buildings.

All raw materials used in our products, including all recycled content, have full traceability.

## Phthalate Free Plasticizers

PROJECT FLOORS were the first LVT supplier in Europe not to use Phthalate plasticizers in the manufacturing of its entire floor coverings range. Instead our products use the safe alternative Hexamoll® DINCH® developed by BASF for use in vinyl applications involving close human contact such as toys, medical products and food packaging.

Where else is Hexamoll® DINCH® used?

Medical equipment  
Outstanding toxicological qualities

**Toys and children's products**  
Approved for infant products

Food packaging  
More than 6 times better values for migration into food




## CO2 Compensation Initiatives

PROJECT FLOORS considers climate protection to be a very important issue and strives to contribute in the best possible way.

In order to reduce CO2 emissions from our manufacturing, 7,200 sqm of photovoltaic panels were installed during the construction of our new production facility. These solar panels now account for 14% of our overall energy consumption.

In order to offset the CO2 emissions produced during the transportation of our floorings, we work closely with the experts at EnergieAgentur.NRW. Our procedure to regularly calculate the emissions for ship, road and rail transportation has been verified as transparent, authentic and accurate. We then compensate for these emissions by supporting reforestation of rain forests in the Amazon Basin through the non-profit association PRIMAKLIMA.

This project not only plants trees, it also teaches new agricultural techniques to the native farmers. The results of this policy are better and more sustainable crops, rather than repeated clearing of the rain forest, providing nature with the protection that it deserves.





# FLOOR CARE GUIDE

In order to protect your beautiful new PROJECT FLOORS floor, please follow this simple floor care guide.

Using the correct products is essential and the Dr. Schutz Floor Care Kit contains all you need to care for a 15m<sup>2</sup> floor area for a full year. The maintenance products in the kit can also be purchased individually as required.

Dr. Schutz Floor Care Kit contains:

- 1 x 750ml bottle of Clean & Strip
- 1 x 750ml bottle of Floor Mat Sealer
- 1 x 750 ml bottle of Floor Cleaner
- 1 x Blue applicator head
- 1 x Green scrubbing pad
- 1 x White polishing pad
- 1 x Packet of furniture leg protectors



After your new floor has been installed:

Apply the self adhesive furniture protectors to all items of movable furniture. This will help avoid any scratching or scuffing. **Don't drag or slide** any furniture or appliances over your new floor.

Make sure that you have a good size, fibre mat at all entrances. This will help to minimize the dirt and abrasive grit that can be brought in from the outside.

Remember to clean this mat regularly. Avoid using a rubber backed mat because some types of rubber can cause permanent discolouration to your floor. If you need advice on the right type of mat, speak to your flooring retailer.

Before using any cleaning fluids, leave your new floor for at least 24 hours to allow the adhesive to set. During this period just sweep the floor with a soft brush to remove any dust.

## Step 1

After 24 hours use the Dr. Schutz Clean & Strip to remove any adhesive and soiling that may have been left during installation. When using the Dr. Schutz Clean & strip and the other cleaning products it is always advisable to wear rubber gloves.

Dilute the Dr. Schutz Clean & Strip into a bucket at a ratio of 1 part Clean & Strip to 5 parts clean water. As a rough guide 4 divider lines on the bottle should be added to 1 litre of water and this solution should be sufficient to clean approximately 10m<sup>2</sup>.

Once diluted spread the solution over the floor with a clean mop remembering to rinse the mop once you have finished. Leave the Dr. Schutz Clean & Strip for around 5 minutes to release any dirt, but don't let the floor dry out.

After 5 minutes scrub the entire floor using the Green scrubbing pad fixed to the Blue applicator head. Make sure that the Green pad is always wet when scrubbing.

Once scrubbed, remove the residue from the floor with a mop and then rinse the floor thoroughly with a clean mop and clean water. This is important to ensure a clean surface for the application of the floor sealer.

## Step 2

Once the floor is dry, you can apply the Dr. Schutz Floor Mat Sealer. It is usually best to apply the Dr. Schutz Floor Mat Sealer before you go to bed so that it can dry out fully before being walked on.

The Dr. Schutz Floor Mat Sealer is applied without any dilution, simply pour a small amount on to the floor and using the blue applicator head fitted with the white polishing pad, spread a thin layer over your floor. Work in one direction for the first coat, and at 90 degrees for the second coat ensuring full and even coverage. Once you have finished, rinse the White polishing pad thoroughly in clean water and wring to dry.

Leave the first coat for 30-40 minutes or until it is dry to the touch then repeat the application for a second coat. Leave the floor for at least 6 hours to allow both coats to fully dry. Remember, it is easier, and the results are better, to apply thin layers rather than trying to apply one thick coating.

## Step 3

For routine cleaning ensure that the floor is swept or vacuumed daily to remove all dust and any loose dirt.

The Dr. Schutz Floor Cleaner should be used regularly to clean and maintain your floor. Dilute the Dr. Schutz Floor Cleaner in a ratio of 1 part Dr. Schutz Floor Cleaner to 200 parts clean water (which is approximately 1 divider line on the bottle to 8–10 litres of clean water). Using a clean mop, simply damp mop the floor then allow it to dry. Do not wet or flood the area. This will restore and clean your floor.

## Step 4

From time to time you will need to replace the Dr. Schutz Floor Mat Sealer. In normal wear situations this is usually once every 6 months. To replace the Dr. Schutz Floor Mat Sealer, simply repeat Steps 1 & 2.

By following these simple procedures you will enhance the beauty of your floor and protect it throughout its life. Please ask your retailer for a Dr Schutz floor care kit. Please note, steam mops are not recommended for use with luxury vinyl tile floors.

Remember to keep all cleaning materials well out of the reach of children

## Technical Data

	floors@home 30	floors@work 55	Chevron Collection Cottage Collection Herringbone Collection Timber Collection
Covering type according to EN 649:	Luxury, high performance PVC-floor covering for heavy duty residential and light commercial applications. Heterogeneous Plankwood / Tiles	Luxury, high performance PVC-floor covering for high commercial and heavy duty residential applications. Heterogeneous Plankwood / Tiles	Luxury, high performance PVC-floor covering for high commercial and heavy duty residential applications. Heterogeneous Plankwood / Tiles
Total thickness EN 428:	2.0 mm	2.5 mm	2.5 mm
Packaging per box:	3.24 m <sup>2</sup> / 3.34 m <sup>2</sup>	3.24 m <sup>2</sup> / 3.34 m <sup>2</sup>	3.24 m <sup>2</sup> / 3.34 m <sup>2</sup>
Performance classification EN 685:	21-23, 32	23, 33, 42	23, 33, 42
Wear layer thickness EN 429:	0.3 mm	0.55 mm	0.55 mm
Bevelled edges:	yes (depending on design)	yes (depending on design)	yes (depending on design)
Total weight EN 430:	3.8 kg/m <sup>2</sup>	4.08 kg/m <sup>2</sup>	4.08 kg/m <sup>2</sup>
Surface treatment:	yes/PU	yes/PU	yes/PU
Residual indentation EN 433:	0.05 mm	0.05 mm	0.05 mm
Castor chair suitability EN 425:	yes – using EN 12529, Type W	yes – using EN 12529, Type W	yes – using EN 12529, Type W
Under floor heating:	suitable up to 28 °C	suitable up to 28 °C	suitable up to 28 °C
Behaviour to fire EN 13501-1:	Bfl-s1	Bfl-s1	Bfl-s1
Resistance to thermal conductivity ISO 8302:	0.02 m <sup>2</sup> K/W	0.02 m <sup>2</sup> K/W	0.02 m <sup>2</sup> K/W
Impact sound improvement ISO 10140:	2 db	4 dB	4 dB
Colour fastness EN 20105-B02/2:	> 6	> 6	> 6
Dimensional stability EN 434	≤ 0.25%	≤ 0.25%	≤ 0.25%
Electrostatic characteristics EN 1081:	> 1010 Ω	> 1010 Ω	> 1010 Ω
Chemical resistance EN 423:	conforms*	conforms*	conforms*
Slip resistance:	R9 or R10 (depending on design)	R9 or R10 (depending on design)	R9 or R10 (depending on design)
Maintenance/Cleaning recommendations:	CC-Dr. Schutz	CC-Dr. Schutz	CC-Dr. Schutz

\* Vis-à-vis the short-term effects of normal, domestic agents

Please ask for our detailed installation and maintenance/cleaning instructions

Every effort is made to re-produce colours in this brochure as accurately as possible however, due to printing processes and varying light conditions, 100% accuracy cannot be guaranteed.

Please visit your local retailer to view product samples prior to ordering your new floor.

*Your Project. Our Floors.*



Your Project. Our Floors.



Scan the QR code to visit our  
Virtual Floor Studio

[www.project-floors.com/floorstudio](http://www.project-floors.com/floorstudio)

Front Cover: Cascade Oak

[www.projectfloors.co.uk](http://www.projectfloors.co.uk)  
[info@projectfloors.co.uk](mailto:info@projectfloors.co.uk)  
0116 216 5192

Order your free sample from: [samples@projectfloorsuk.co.uk](mailto:samples@projectfloorsuk.co.uk)

**PROJECT**  
FLOORS